



**SWIMLIFE**

**SWIMSPAS**

FOR AN EXTRAORDINARY LIFE

Your SwimLife™ Starts Now.



[www.swimlifewimspas.com](http://www.swimlifewimspas.com)



# Your Style. Your Swim spa.

SwimLife™ Swim Spas are ideal to get in shape or keep fit in the comfort of your home. They are easy to install, require minimal maintenance, and can be used all year long! Three collections have been designed to meet different user requirements: SwimFun a compact versatile swim spa full of life. SwimFit, ideal for families. SwimExpert, for very demanding users looking for professional performance.

Designed to offer the ultimate benefits of a swim spa: you will never have to turn, touch the walls or push yourself forward! The large swim area inside offers you optimal swimming conditions suitable for any fitness level. The large inside and the non-slip base are also perfect for aquatic fitness. Thanks to the current that can be adjusted to suit the desired intensity of your session, it's ideal for training. Our swim spa is safe and a great environment to teach children how to swim.

Life is not about  
finding oneself.

It's about  
creating yourself.



# SwimFit

Fit for life's experiences.

## The Ideal Universal Aquatic Gym.

With a generous streamlined swim tank and a flat ergonomically designed anti-slip floor, that allows for a variety of fitness exercises. Creating the ideal training environment with a fully adjustable current, you can control your workout intensity. Additionally, the swim spa is a safe and easy environment in which to teach your children how to swim.



### SwimBoost Pump Design

- One 5hp SwimBoost pump in North America. One 4hp SwimBoost pump in Europe
- Producing up to 360 US Gal. / 1,362 Liters per minute
- One 3hp buoyancy pump



### AquaFlex Jet Technology

- Two AquaFlex swim jets
- Oval design flattens the water for a smoother swim



### Variable Current

- JetFlex swim system
- 3.5 mph / 5 kph
- Adjustable speed
- Vary flow of water and adjust the intensity



### AquaChannel Shell Design

- No reflective wave
- Keeps swimmer in swim lane
- Largest unobstructed swim tank
- Stabilization hip jets



### FORM® Swim Goggles\*

- The Fitness Coach that swims with you.
- Optical display showing time, distance and pace.
- Real time metrics.
- Measure, track & customize your workouts on the app.

\*Optional.



# SwimExpert

Bringing your swim to life.

## Experience an Extraordinary Swim.

Designed to bring your swim to life with proven technology, imagine never having to turn, touch or push off from any wall. The swim current is as natural as nature itself and provides you the ability to focus on your stroke and enjoy the fluidity of the swim current adjusted to your personal swim level.



SwimLife Swim Spas collaborated with swimmer Ed Baxter from Great Britain, enabling him to train at home for Tokyo 2021 in his new Swim Expert Swim Spa.



### SwimBoost Pump Design

- Two 5hp SwimBoost pumps in North America. Two 4hp SwimBoost pumps in Europe
- Producing up to 720 US Gal. / 2,725 Liters per minute
- One 3hp buoyancy pump



### AquaCurrent® Jet Technology

- Two patented AquaCurrent® swim jets
- AquaBlades shred the vortex created by the pump
- Wider, deeper and smoother current than any other system on the market
- Buoyancy jet backlit to light the swim current



### WaveRider Current Control

- 0 - 6.2 mph / 0 - 10 kph
- Allows the user to vary the flow at the touch of a button
- Adjustable to the level of the swimmer from novice to triathlete
- WaveRider standard on all SwimExperts



### SwimChannel Shell Design

- No reflective wave
- Keeps swimmer in swim lane
- Largest unobstructed swim tank
- Stabilization hip jets



### FORM® Swim Goggles\*

- The Fitness Coach that swims with you.
- Optical display showing time, distance and pace.
- Real time metrics.
- Measure, track & customize your workouts on the app.

\* Optional.

# Enjoy Life.

SwimLife™ is all about changing how the industry sells and promotes swim spas. Determined to improve the lives of our customers with the promise of leading edge technology and offering a different approach to owning a SwimLife™ Swim Spa. We want to be seen as the brand spearheading innovations in swim spa technology, like our hydraulically balanced plumbing ensures the correct water pressure to the hydrotherapy jets or the WaveRider control. This offers the user finger tip control of the swim current from inside the swim area. Swimlife™ is in the swim spa business for life and the only way to ensure success is to innovate, design, and produce the highest quality swim spas possible.



# SwimLife's Aquatic Cross Training Programs

Brings the traditional gym workout into the backyard with the added benefits of water. These are low impact aquatic exercises that will deliver a big difference in your overall fitness. Exercises using water pressure in a swim spa puts less strain on your heart by moving blood around your entire body.



## 1) WORKOUT IN THE CONVENIENCE OF YOUR OWN HOME

- You choose when to workout.
- Easy to use
  - No complicated machinery.
- Work out with privacy.



## 2) LOW IMPACT - HIGH INTENSITY TRAINING. EASY ON YOUR BODY

- Strengthen your muscles.
- Improve Cardio Fitness.
- Doesn't subject your body to the wear and tear of high impact.



## 3) MADE TO MEASURE FITNESS:

- From beginner to advanced
- 3 Ready made programs for you to try.
- Training Guide included with every swim spa.



## 4) PROGRAMMABLE: A TRUE FULL BODY WORKOUT

- Provides Equal resistance through a full range of motion.
- Helps balance out muscle groups.



## 5) EASY TO USE: BUILT IN TREADMILL TECHNOLOGY

- Ability to change speed at the touch of a button.
- High intensity training in a low impact environment.
- Workout against the current.



# Massage

## The SwimLife™ Swim Spa Massage.

There are 3 areas that make up a great massage. The jets, the jet placement and the seating. The combination of these three aspects set the industry standard for hydrotherapy in a swim spa.



## Hydraulically Balanced Massage

### E-CLASS JETTING

- Exclusive e-class jets use a Hydraulically balanced mixture of air and water
- Designed to give a balance between a deep and soft tissue massage



## Jet Patterns are Ergonomically Placed

### JET PLACEMENT

- Designed to work different muscle groups
- Arranged in a pattern to give superior hydrotherapy benefits



## Ergonomically Designed Seating

### COMFORT WITH YOU IN MIND

- Multi Level seating for people of different heights
- Recessed jetting

*Sally Gunnell Former member of the Great Britain's Track and Field Team and Olympic Gold Medalist. Enjoys their SwimLife Swim Spa with her husband and family at home in the country*

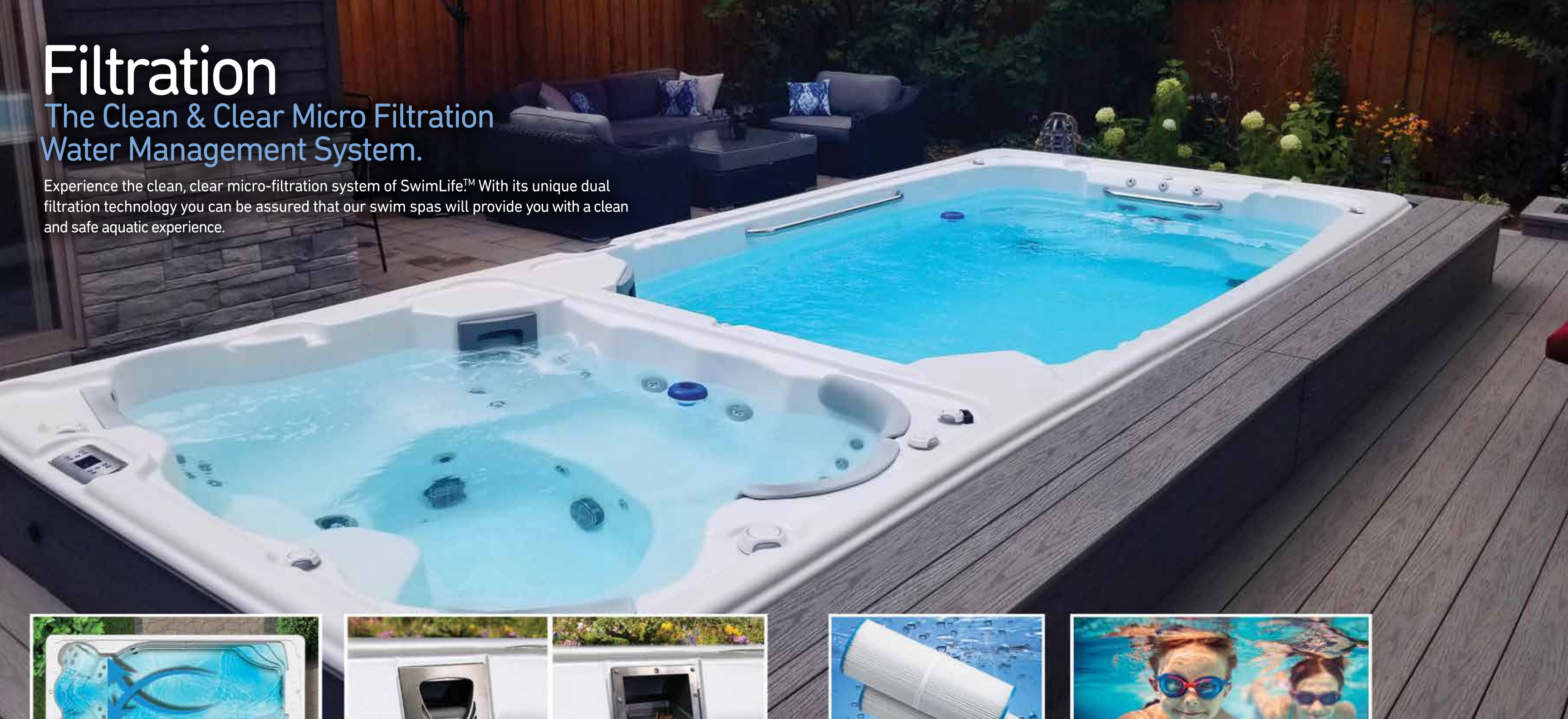




# Filtration

## The Clean & Clear Micro Filtration Water Management System.

Experience the clean, clear micro-filtration system of SwimLife.™ With its unique dual filtration technology you can be assured that our swim spas will provide you with a clean and safe aquatic experience.



### Dual Filtration

- Located on either side of the swim spa
- The flow directs debris and oils towards the side of the swim spa for removal by the dual skimmers
- Increases flow rate of water to the pumps



### Dual Skimmers NO NEED FOR SKIM NET

- Pulls any debris off the surface water of the swim spa
- Less time cleaning
- More time swimming



### Dual Strainer Racks

- Traps large debris before it gets to the pump
- Protects & increases the life of your micro-filter
- Less time cleaning the filter



### 100 Square Feet of Filtration

- 2 x 50 square foot filters
- Easy access
- Out of contact and sight of the user



### ClearStream\* - Mineral Based System

#### 1) Natural:

- Minerals are commonly found in drinking water and provide several health benefits

#### 2) Convenient:

- Once the ClearStream system is turned on, there is no regular maintenance or service required

#### 3) Unique:

- Copper: A natural algacide.
- Silver: A natural sanitizer.
- Zinc: A natural water softener

#### 4) Oxidize:

- Ozonator oxidizes the swim spa water

\* ClearStream System is optional.

# Thermalmax™ Heat Management System

## A SwimLife™ Swim spa is Designed for Year Round Enjoyment

Life does not end with the onslaught of winter. The engineering that goes into our SwimLife™ Swim Spa ensures 365 days of fun and fitness. You might feel inclined to spend the winter hibernating but one doesn't invest in a great quality swim spa just to have it closed all winter, right? In fact, one could argue that winter is the ideal season to enjoy your swim spa. Immerse yourself in the benefits of an all season swimming pool, hot tub and exercise pool - all in one, right in your own backyard.



### Northern Heat Sync Blanket

#### MADE FOR THE HARSHTEST CLIMATES

- Reflects the waste heat of the pumps back into the swim spa
- Increases insulation value
- Decreases the need for the swim spa heater



### High Temperature Thermal Shield Insulation\*

#### WRAPS THE SWIM TANK

- Foam covers shell and plumbing of the swim spa
- Helps the swim tank retain heat
- Great R-Value

\* Optional on the 12ft SwimFun Swim Spa



### StormShield Hardcover

#### FOR ALL WEATHER SWIM SPAS

- Safety locks on all sides
- Locks heat in – keeps cold out
- Heavy duty tapered safety locking cover



### Heat Retention System

#### USING THERMALMAX TECHNOLOGY

- Creates a convection oven in the cabinet
- Utilizes the waste heat that the motors create
- Black plumbing (pipes) absorb the heat created by the swim spa motors
- Insulated Floor



### Thermalmax Vents

#### TELESCOPIC VENT CONTROLS

- Lock the heat in during fall and winter
- Let the motors breathe in the spring and summer to prevent over heating
- Maximize energy efficiency for any season

When choosing a SwimLife Swim spa, the first thing to consider is the swim system. Make sure the system you choose has enough power to deliver the results you want. Consider its use; are an every day athlete or a triathlete or getting a swim spa for family fun. Then look for a swim jet system that provides a smooth turbulence-free swim current and provides a flow rate that is able to produce a current you are comfortable to swimming in.

If you need the ability to "alter" the resistance to allow the swimmer the ability to customize their swim to achieve the desired results you should consider the SwimExpert Swim spa models. Which ever Swimlife Swim spa you and your family choose it will become a way of life.



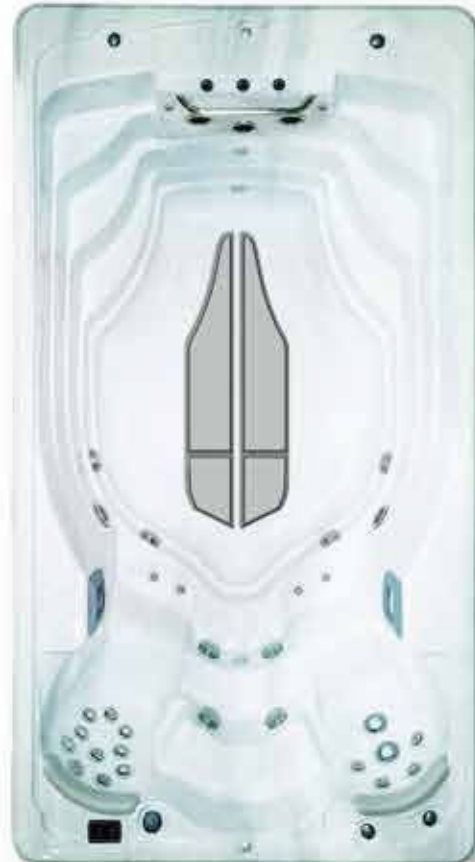
At a Glance...




MODEL PLAYSTREAM 12



At a Glance...



MODEL SWIMSTREAM 14



MODEL AQUASTREAM 17




MODEL DUALSTREAM 19



At a Glance...



MODEL SWIMSTREAM 14



MODEL AQUASTREAM 17



MODEL DUALSTREAM 19



# MODEL PLAYSTREAM 12



- Shell dimension:**  
150" x 93"  
381 cm x 236.22 cm
- Height:**  
48.75"  
123.83 cm
- Volume:**  
1,229 US Gal. / 4,670 L
- Weight full:**  
12,277 lbs / 5,570 kg
- Weight empty:**  
1,984 lbs / 900 kg
- Size category:**  
12
- Hydrotherapy seating:**  
9 person

| HYDROGUIDE**  |                              |  |
|---|------------------------------|--|
| 12ft. PLAYSTREAM SWIMSPA  | AMBIENT OUTDOOR TEMPERATURE: | MONTHLY COST:                          |
| This SwimFun swimspa meets or exceeds the energy efficiency standards defined by the state of California. | LOW: 45° F / 7° C            | \$45.00                                |
|   | HIGH: 75° F / 24° C          | \$21.02                                |
| N. American Wattage / 100 Gallons: 14.85 W  |                              | Europe Wattage / Cubic Metres: 42.25 W |

\*\* Ratings based on a portable Hot Tub or Swim Spa with a cabinet calculated using Hydro Rates from Mississauga, Ontario Canada.



# MODEL SWIMSTREAM 14



**Shell dimension:**  
174" x 93"  
441.96 cm x 236.22 cm

**Height:**  
52.75"  
133.99 cm

**Volume:**  
1,900 US Gal. / 7,220 L

**Weight full:**  
18,445 lbs / 8,369 kg

**Weight empty:**  
2,532 lbs / 1,149 kg

**Size category:**  
14


**Hydrotherapy seating:**  
2 person

| HYDROGUIDE**   |                              |  |
|--|------------------------------|--|
| 14ft. SWIMSTREAM (SWIMSPA)   | AMBIENT OUTDOOR TEMPERATURE: | MONTHLY COST:                          |
| This SwimFit swimsa meets or exceeds the energy efficiency standards defined by the state of California. | LOW: 45° F / 7° C            | \$47.12                                |
|  | HIGH: 75° F / 24° C          | \$21.27                                |
| N. American Wattage / 100 Gallons: 15.07 W   |                              | Europe Wattage / Cubic Metres: 43.64 W |

\*\* Ratings based on a portable Hot Tub or Swim Spa with a cabinet calculated using Hydro Rates from Mississauga, Ontario Canada.



# MODEL SWIMSTREAM 14



**Shell dimension:**  
174" x 93"  
441.96 cm x 236.22 cm

**Height:**  
52.75"  
133.99 cm

**Volume:**  
1,900 US Gal. / 7,220 L

**Weight full:**  
18,445 lbs / 8,369 kg

**Weight empty:**  
2,532 lbs / 1,149 kg

**Size category:**  
14


**Hydrotherapy seating:**  
2 person

| HYDROGUIDE**  |                              |  |
|---|------------------------------|--|
| 14ft. SWIMSTREAM (SWIMSPA)  | AMBIENT OUTDOOR TEMPERATURE: | MONTHLY COST:                          |
| This SwimExpert swimsa meets or exceeds the energy efficiency standards defined by the state of California. | LOW: 45° F / 7° C            | \$52.60                                |
|   | HIGH: 75° F / 24° C          | \$24.60                                |
| N. American Wattage / 100 Gallons: 15.50 W  |                              | Europe Wattage / Cubic Metres: 44.54 W |

\*\* Ratings based on a portable Hot Tub or Swim Spa with a cabinet calculated using Hydro Rates from Mississauga, Ontario Canada.



# MODEL AQUASTREAM 17



**Shell dimension:**  
210" x 93"  
533.40 cm x 236.22 cm

**Height:**  
52.75"  
133.99 cm

**Volume:**  
2,400 US Gal. / 9,120 L

**Weight full:**  
22,990 lbs / 10,431 kg

**Weight empty:**  
2,890 lbs / 1,311 kg

**Size category:**  
17


**Hydrotherapy seating:**  
2 person

| HYDROGUIDE **  |                              |  |
|--|------------------------------|--|
| 17ft. AQUASTREAM (SWIMSPA)   | AMBIENT OUTDOOR TEMPERATURE: | MONTHLY COST:                          |
| This SwimFit swimsa meets or exceeds the energy efficiency standards defined by the state of California. | LOW: 45° F / 7° C            | \$58.60                                |
|  | HIGH: 75° F / 24° C          | \$26.46                                |
| N. American Wattage / 100 Gallons: 15.07 W   |                              | Europe Wattage / Cubic Metres: 43.56 W |

\*\* Ratings based on a portable Hot Tub or Swim Spa with a cabinet calculated using Hydro Rates from Mississauga, Ontario Canada.



# MODEL AQUASTREAM 17



**Shell dimension:**  
210" x 93"  
533.40 cm x 236.22 cm

**Height:**  
52.75"  
133.99 cm

**Volume:**  
2,400 US Gal. / 9,120 L

**Weight full:**  
22,990 lbs / 10,431 kg

**Weight empty:**  
2,890 lbs / 1,311 kg

**Size category:**  
17

**Hydrotherapy seating:**  
2 person

| HYDROGUIDE **   |                              |  |
|---|------------------------------|--|
| 17ft. AQUASTREAM (SWIMSPA)  | AMBIENT OUTDOOR TEMPERATURE: | MONTHLY COST:                          |
| This SwimExpert swimsa meets or exceeds the energy efficiency standards defined by the state of California. | LOW: 45° F / 7° C            | \$58.60                                |
|   | HIGH: 75° F / 24° C          | \$26.46                                |
| N. American Wattage / 100 Gallons: 15.50 W  |                              | Europe Wattage / Cubic Metres: 44.54 W |

\*\* Ratings based on a portable Hot Tub or Swim Spa with a cabinet calculated using Hydro Rates from Mississauga, Ontario Canada.



# MODEL DUALSTREAM 19



**Shell dimension:**  
226" x 93"  
574.04 cm x 236.22 cm

**Height:**  
52.75"  
133.99 cm

**Volume:**  
2076 US Gal. / 7,857 L

**Weight full:**  
21,317 lbs / 9,672 kg

**Weight empty:**  
4,000 lbs / 1,815 kg

**Size category:**  
19

**Hydrotherapy seating:**  
5 person

| HYDROGUIDE **   |               |  |
|---|---------------|--|
| 19ft. DUALSTREAM (HOT TUB)  |               |  |
| This SwimFit swimspa meets or exceeds the energy efficiency standards defined by the state of California. |               |  |
| AMBIENT OUTDOOR TEMPERATURE:  | MONTHLY COST: |  |
| LOW: 45° F / 7° C   | \$14.72       |  |
| HIGH: 75° F / 24° C   | \$6.65        |  |
| N. American Wattage / 100 Gallons: 15 W   |               | Europe Wattage / Cubic Metres: 39.56 W |

| HYDROGUIDE **   |               |  |
|---|---------------|--|
| 19ft. DUALSTREAM (SWIMSPA)  |               |  |
| This SwimFit swimspa meets or exceeds the energy efficiency standards defined by the state of California. |               |  |
| AMBIENT OUTDOOR TEMPERATURE:  | MONTHLY COST: |  |
| LOW: 45° F / 7° C   | \$49.00       |  |
| HIGH: 75° F / 24° C   | \$22.13       |  |
| N. American Wattage / 100 Gallons: 15.07 W  |               | Europe Wattage / Cubic Metres: 43.64 W |

\*\* Ratings based on a portable Hot Tub or Swim Spa with a cabinet calculated using Hydro Rates from Mississauga, Ontario Canada.



# MODEL DUALSTREAM 19



**Shell dimension:**  
226" x 93"  
574.04 cm x 236.22 cm

**Height:**  
52.75"  
133.99 cm

**Volume:**  
2,076 US Gal. / 7,857 L

**Weight full:**  
21,317 lbs / 9,672 kg

**Weight empty:**  
4,000 lbs / 1,815 kg

**Size category:**  
19

**Hydrotherapy seating:**  
5 person

| HYDROGUIDE **  |               |  |
|--|---------------|--|
| 19ft. DUALSTREAM (HOT TUB)   |               |  |
| This SwimExpert swimspa meets or exceeds the energy efficiency standards defined by the state of California. |               |  |
| AMBIENT OUTDOOR TEMPERATURE:   | MONTHLY COST: |  |
| LOW: 45° F / 7° C  | \$14.72       |  |
| HIGH: 75° F / 24° C  | \$6.65        |  |
| N. American Wattage / 100 Gallons: 15 W  |               | Europe Wattage / Cubic Metres: 39.56 W |

| HYDROGUIDE **  |               |  |
|--|---------------|--|
| 19ft. DUALSTREAM (SWIMSPA)   |               |  |
| This SwimExpert swimspa meets or exceeds the energy efficiency standards defined by the state of California. |               |  |
| AMBIENT OUTDOOR TEMPERATURE:   | MONTHLY COST: |  |
| LOW: 45° F / 7° C  | \$49.00       |  |
| HIGH: 75° F / 24° C  | \$22.13       |  |
| N. American Wattage / 100 Gallons: 15.50 W   |               | Europe Wattage / Cubic Metres: 44.54 W |

\*\* Ratings based on a portable Hot Tub or Swim Spa with a cabinet calculated using Hydro Rates from Mississauga, Ontario Canada.



The Life of the Party.



# Personalise Your Swimlife™ Swim Spa.

## Shell Options\*



## Everlast Cabinet Options\*

\* Colors on a printed brochure are not exact ask your retailer to show you samples.

## Cover Options



### 1) Floating Cover With Tie Downs

Keeping your swim spa warm and ready for spontaneous usage while conserving energy and staying secure to prevent unwanted debris from entering your swim spa. This should be used as an addition to a hard cover.

### 2) Insulating Safety Hard Cover


This hard cover option is made from durable marine grade vinyl, when installed in the closed position it completely seals the top of the swim spa for improved energy efficiency.

### 3) Rollaway Spa Cover

This next generation one-piece spa cover creates a complete seal a top of the swim spa. This locks in the heat, lowering energy consumption and cost. The Rollaway Spa Cover design enables one person to roll the cover off the swim spa in less than 60 seconds, providing immediate access to the swim spa for swimming, aqua fitness and hydrotherapy.

## Above Ground Installations Never Looked So Good...

with a SwimLife™ cabinet in either one of three colours. Whether it is a stand alone swim spa or one built into a deck, the SwimLife™ Swim Spa is a perfect addition to any backyard.



### SwimSync App\*\*

A smart phone app that is designed as a wireless swim spa control that allows you to pick the water care settings to suit your schedule, adjust filtration, temperature settings and create the ideal swim spa experience from any where in the world.

\*\* May not be exactly as shown & smart phone not included.

### Aquatic Rowing Kit

Is a combination of stainless steel oars and resistance bands that attach to swivel anchors allowing you to do the full rowing motion.

### 48" Wall Mounted Exercise Bar

This can be mounted within the interior of the swim spa and is intended to act as a stabilizing bar for stretching and various other activities. Alternately, the wall mounted exercise bar can be installed on nearby walls for safety purposes as well.



### Ez Ultra Pure Ozonator

When mixed with water, ozone is a highly effective oxidizer that assists in removing unwanted contaminants from the swim spa water.

### Auxiliary Heater By-Pass Loop

When your installation calls for an auxiliary heater, our swim spas can be built with special plumbing that will easily and reliably allow for addition of the heater. (Includes all of the required plumbing and a check valve for performance and safety).

### Solid State Frame

Perfect for any in-ground or indoor installation. The solid state frame provides a sturdy framework for any customer to attach the decking or stone work material to finish the project.



### Galaxy Lighting Upgrade

This upgrade to LED lights offers strategically placed lighting that illuminate all of the top mounted control valves. They are brilliantly colored and sequenced through a range of colors when turned on or can be locked onto one preferred color. These lights are also complemented by LED lights that illuminate the waterfall jet(s) discreetly from behind.



# Introducing FORM<sup>®</sup> Swim Goggles\* Swim Goggles\* The Future Is Here.

The only swim goggles with a smart display that delivers metrics like split times, distance, and more intelligently, as you swim. The see-through display can be worn over left or right eye. FORM Swim Goggles have a battery life of 16 hours swim time. Developed in collaboration with top competitive swimmers and coaches, the FORM Smart Swim Goggles are the missing piece in every swim spa swimmer's swim bag.



## FORM Follows Function...

- THE FITNESS COACH THAT SWIMS WITH YOU.
- OPTICAL DISPLAY SHOWING TIME, DISTANCE AND PACE.
- REAL TIME METRICS.
- MEASURE, TRACK & CUSTOMIZE YOUR WORKOUTS ON THE APP.



Now you can truly understand and take control of your swimming.

\*Optional.



# The Clear Choice.



ClearStream\* is the World's Only Mineral-based Water Purification System that uses Nature's way of Purifying Water.

SwimLife offers the most efficient water purification system in the world to make life simpler.

### 1) Natural:

- ClearStream significantly reduces the need for chlorine or bromine
- Minerals are commonly found in drinking water and provide several health benefits
- Minerals are always active
- Fewer water changes
- Less pH balancing

### 2) Convenient:

- Once the ClearStream system is turned on, there is no regular maintenance or service required
- Every ClearStream system is electronically calibrated at the factory so the output is set for each specific SwimLife Swim Spa model
- Remote keypad for Clear Blue Mineral System is located on the cabinet

### 3) Unique:

- Copper: A natural algacide.
- Silver: A natural sanitizer.
- Zinc: A natural water softener

### 4) Oxidize:

- With every ClearStream System add the optional Ozonator to oxidize the swim spa water

\* ClearStream System is optional.

A woman with her hair in a ponytail is seen from behind, standing in a swimming pool. She is holding a black resistance band with both hands above her head. The band is attached to a red cable that extends across the top of the frame. The background is dark with a bright, circular light source in the upper right corner, creating a lens flare effect. The water in the pool is blue and reflects the light.

Life Is What You Make It.

# MODEL PLAYSTREAM 12



## SERIES

|  |   |
|--|---|
| <b>DIMENSIONS</b>                                | 150 X 93" X 48.75" / 381 CM X 236.22 CM X 123.83 CM |
| <b>DRY WEIGHT</b>                                | 1,984 LBS / 900 KG                                  |
| <b>TOTAL FILLED WEIGHT</b>                       | 12,277 LBS / 5,570 KG                               |
| <b>TOTAL FILLED VOLUME</b>                       | 1,229 US GAL. / 4,670 L                             |
| <b>PUMP 1</b>                                    | 2 SPEED 3 HP (EU) / 2 SPEED 4HP (NA)                |
| <b>PUMP 2</b>                                    | 2 SPEED 3 HP (EU) / 2 SPEED 4HP (NA)                |
| <b>PUMP 3</b>                                    | -   |
| <b>FILTRATION SKIMMER</b>                        | 1X 50 SQ FT. FILTER<br>1X LILY PAD SKIMMER          |
| <b>CLEARSTREAM WATER MANAGEMENT SYSTEM</b>       | OPTIONAL  |
| <b>PROGRAMMABLE FILTRATION CYCLES</b>            | YES   |
| <b>ULTRA PURE OZONE SYSTEM</b>                   | OPTIONAL  |
| <b>HYDROTHERAPY SEATING CAPACITY</b>             | 9 PERSONS   |
| <b>PILLOWS</b>                                   | 4   |
| <b>HIGH FLOW CORE STREAM SWIM JETS</b>           | 2   |
| <b>HIGH FLOW AQUASTREAM SWIM JETS</b>            | NO  |
| <b>HIGH PERFORMANCE WIDE STREAM JETS</b>         | NO  |
| <b>BACK THERAPY JETS</b>                         | 28  |
| <b>LEG THERAPY JETS</b>                          | 4   |
| <b>ADJUSTABLE THIGH JETS</b>                     | NO  |
| <b>TOTAL THERAPY JETS</b>                        | 32  |
| <b>WAVE RIDER CONTROL SYSTEM</b>                 | NO  |
| <b>SWIMFALL WATERFALLS</b>                       | 4   |
| <b>SWIMLIFE WATERFALL LIGHTING</b>               | 4   |
| <b>CORE STREAM JET LIGHTING</b>                  | 1   |
| <b>UNDERWATER LED SAFETY LIGHTING</b>            | 2   |
| <b>24" STEEL BAR (SWIM END)</b>                  | OPTIONAL  |
| <b>STAINLESS STEEL HEATER</b>                    | 1 X 3KW (EU) 1 X 4KW (NA)                           |
| <b>ADDITIONAL HEATER</b>                         | OPTIONAL  |
| <b>NORTHERN HEAT SYNC BLANKET</b>                | YES   |
| <b>STORMSHIELD HARD COVER</b>                    | OPTIONAL  |
| <b>ROLLAWAY SPA COVER</b>                        | OPTIONAL  |
| <b>ROLLAWAY SPA COVER STORAGE BRACKETS</b>       | OPTIONAL  |
| <b>HEAT RETENTION SYSTEM</b>                     | YES   |
| <b>THERMALAX VENTS</b>                           | 2   |
| <b>AUXILIARY HEATER BYPASS LOOP</b>              | OPTIONAL  |
| <b>THERMAL SHIELD INSULATION PACKAGE UPGRADE</b> | OPTIONAL  |
| <b>AQUA FITNESS PACKAGE</b>                      | OPTIONAL  |
| <b>AQUA ROWING KIT</b>                           | OPTIONAL  |
| <b>SWIMSYNC APP</b>                              | OPTIONAL  |
| <b>ACRYLIC COLOURS</b>                           | SILVER MARBLE                                       |
| <b>CABINET COLOURS</b>                           | DRIFTWOOD   |

# MODEL SWIMSTREAM 14



## SERIES

|  |   |   |
|--|---|---|
| <b>DIMENSIONS</b>                          | 174" X 93" X 52.75" / 441.96 CM X 236.22 CM X 133.98 CM | 174" X 93" X 52.75" / 441.96 CM X 236.22 CM X 133.98 CM |
| <b>DRY WEIGHT</b>                          | 2532 LBS / 1149 KG                                      | 2532 LBS / 1149 KG                                      |
| <b>TOTAL FILLED WEIGHT</b>                 | 18,445 LBS / 8369 KG                                    | 18,445 LBS / 8369 KG                                    |
| <b>TOTAL FILLED VOLUME</b>                 | 1900 US GAL. / 7220 L                                   | 1900 US GAL. / 7220 L                                   |
| <b>PUMP 1</b>                              | 2 SPEED 3 HP (EU) / 2 SPEED 3 HP (NA)                   | 2 SPEED 3 HP (EU) / 2 SPEED 3 HP (NA)                   |
| <b>PUMP 2</b>                              | 1 SPEED 4 HP (EU) / 1 SPEED 5 HP (NA)                   | 1 SPEED 4 HP (EU) / 1 SPEED 5 HP (NA)                   |
| <b>PUMP 3</b>                              | -   | 1 SPEED 4 HP (EU) / 1 SPEED 5 HP (NA)                   |
| <b>DUAL FILTRATION</b>                     | 2X 50 SQ FT. FILTERS                                    | 2X 50 SQ FT. FILTERS                                    |
| <b>DUAL SKIMMERS</b>                       | 2X SKIMMERS   | 2X SKIMMERS   |
| <b>DUAL STRAINER RACKS</b>                 | 2X STRAINERS  | 2X STRAINERS  |
| <b>CLEARSTREAM WATER MANAGEMENT SYSTEM</b> | OPTIONAL  | OPTIONAL  |
| <b>PROGRAMMABLE FILTRATION CYCLES</b>      | YES   | YES   |
| <b>ULTRA PURE OZONE SYSTEM</b>             | OPTIONAL  | OPTIONAL  |
| <b>HYDROTHERAPY SEATING CAPACITY</b>       | 2 PERSONS   | 2 PERSONS   |
| <b>PILLOWS</b>                             | 2   | 2   |
| <b>HIGH FLOW CORE STREAM SWIM JETS</b>     | 1   | 1   |
| <b>HIGH FLOW AQUASTREAM SWIM JETS</b>      | 2   | NO  |
| <b>HIGH PERFORMANCE WIDE STREAM JETS</b>   | NO  | 2   |
| <b>BACK THERAPY JETS</b>                   | 16  | 16  |
| <b>LEG THERAPY JETS</b>                    | 4   | 4   |
| <b>ADJUSTABLE THIGH JETS</b>               | 2   | 4   |
| <b>TOTAL THERAPY JETS</b>                  | 22  | 24  |
| <b>WAVE RIDER CONTROL SYSTEM</b>           | NO  | YES   |
| <b>SWIMFALL WATERFALLS</b>                 | 3   | 3   |
| <b>SWIMLIFE WATERFALL LIGHTING</b>         | 3   | 3   |
| <b>CORE STREAM JET LIGHTING</b>            | 1   | 1   |
| <b>UNDERWATER LED SAFETY LIGHTING</b>      | 2   | 2   |
| <b>GALAXY LIGHTING UPGRADE</b>             | OPTIONAL  | OPTIONAL  |
| <b>24" STEEL BAR (SWIM END)</b>            | YES   | YES   |
| <b>48" STEEL BAR (LEFT HAND SIDE)</b>      | OPTIONAL  | OPTIONAL  |
| <b>STAINLESS STEEL HEATER</b>              | 1 X 3KW (EU) - 1 X 4KW (NA)                             | 1 X 4KW, 1 X 3KW (EU) - 1 X 5.5 KW, 1 X 4KW (NA)        |
| <b>ADDITIONAL HEATER</b>                   | OPTIONAL  | YES   |
| <b>NORTHERN HEAT SYNC BLANKET</b>          | YES   | YES   |
| <b>STORMSHIELD HARD COVER</b>              | OPTIONAL  | OPTIONAL  |
| <b>ROLLAWAY SPA COVER</b>                  | OPTIONAL  | OPTIONAL  |
| <b>ROLLAWAY SPA COVER STORAGE BRACKETS</b> | OPTIONAL  | OPTIONAL  |
| <b>HEAT RETENTION SYSTEM</b>               | YES   | YES   |
| <b>THERMALAX VENTS</b>                     | 2   | 2   |
| <b>AUXILIARY HEATER BYPASS LOOP</b>        | OPTIONAL  | OPTIONAL  |
| <b>THERMAL SHIELD INSULATION PACKAGE</b>   | YES   | YES   |
| <b>AQUA FITNESS PACKAGE</b>                | OPTIONAL  | OPTIONAL  |
| <b>FORM® SMART SWIM GOGGLES</b>            | OPTIONAL  | OPTIONAL  |
| <b>AQUA ROWING KIT</b>                     | OPTIONAL  | OPTIONAL  |
| <b>SWIMSYNC APP</b>                        | OPTIONAL  | OPTIONAL  |
| <b>ACRYLIC COLOURS</b>                     | ALPINE MIST, PURE WHITE, SILVER MARBLE                  | ALPINE MIST, PURE WHITE, SILVER MARBLE                  |
| <b>CABINET COLOURS</b>                     | DRIFTWOOD, MIDNIGHT, WALNUT                             | DRIFTWOOD, MIDNIGHT, WALNUT                             |

MODEL

# AQUASTREAM 17



SERIES

|  |   |   |
|--|---|---|
| <b>DIMENSIONS</b>                          | 210" X 93" X 52.75" / 533.40 CM X 236.22 CM X 133.98 CM | 210" X 93" X 52.75" / 533.40 CM X 236.22 CM X 133.98 CM |
| <b>DRY WEIGHT</b>                          | 2,890 LBS / 1,311 KG                                    | 2,890 LBS / 1,311 KG                                    |
| <b>TOTAL FILLED WEIGHT</b>                 | 22,990 LBS / 10,431 KG                                  | 22,990 LBS / 10,431 KG                                  |
| <b>TOTAL FILLED VOLUME</b>                 | 2,400 US GAL. / 9,120 L                                 | 2,400 US GAL. / 9,120 L                                 |
| <b>PUMP 1</b>                              | 2 SPEED 3 HP (EU) / 2 SPEED 3 HP (NA)                   | 2 SPEED 3HP (EU) / 2 SPEED 3HP (NA)                     |
| <b>PUMP 2</b>                              | 1 SPEED 4 HP (EU) / 1 SPEED 5 HP (NA)                   | 1 SPEED 4HP (EU) / 1 SPEED 5HP (NA)                     |
| <b>PUMP 3</b>                              | -   | 1 SPEED 4HP (EU) / 1 SPEED 5HP (NA)                     |
| <b>DUAL FILTRATION</b>                     | 2X 50 SQ FT. FILTERS                                    | 2X 50 SQ FT. FILTERS                                    |
| <b>DUAL SKIMMERS</b>                       | 2X SKIMMERS   | 2X SKIMMERS   |
| <b>DUAL STRAINER RACKS</b>                 | 2X STRAINERS  | 2X STRAINERS  |
| <b>CLEARSTREAM WATER MANAGEMENT SYSTEM</b> | OPTIONAL  | OPTIONAL  |
| <b>PROGRAMMABLE FILTRATION CYCLES</b>      | YES   | YES   |
| <b>ULTRA PURE OZONE SYSTEM</b>             | OPTIONAL  | OPTIONAL  |
| <b>HYDROTHERAPY SEATING CAPACITY</b>       | 2 PERSONS   | 2 PERSONS   |
| <b>PILLOWS</b>                             | 2   | 2   |
| <b>HIGH FLOW CORE STREAM SWIM JETS</b>     | 1   | 1   |
| <b>HIGH FLOW AQUASTREAM SWIM JETS</b>      | 2   | NO  |
| <b>HIGH PERFORMANCE WIDE STREAM JETS</b>   | NO  | 2   |
| <b>BACK THERAPY JETS</b>                   | 16  | 16  |
| <b>LEG THERAPY JETS</b>                    | 4   | 4   |
| <b>ADJUSTABLE THIGH JETS</b>               | 2   | 4   |
| <b>TOTAL THERAPY JETS</b>                  | 22  | 24  |
| <b>WAVE RIDER CONTROL SYSTEM</b>           | NO  | YES   |
| <b>SWIMFALL WATERFALLS</b>                 | 3   | 3   |
| <b>SWIMLIFE WATERFALL LIGHTING</b>         | 3   | 3   |
| <b>CORE STREAM JET LIGHTING</b>            | 1   | 1   |
| <b>UNDERWATER LED SAFETY LIGHTING</b>      | 2   | 2   |
| <b>GALAXY LIGHTING UPGRADE</b>             | OPTIONAL  | OPTIONAL  |
| <b>24" STEEL BAR (SWIM END)</b>            | YES   | YES   |
| <b>48" STEEL BAR (LEFT HAND SIDE)</b>      | OPTIONAL  | OPTIONAL  |
| <b>STAINLESS STEEL HEATER</b>              | 1 X 3KW (EU) - 1 X 4KW (NA)                             | 1 X 4KW, 1 X 3KW (EU) - 1 X 5.5 KW, 1 X 4KW (NA)        |
| <b>ADDITIONAL HEATER</b>                   | OPTIONAL  | YES   |
| <b>NORTHERN HEAT SYNC BLANKET</b>          | YES   | YES   |
| <b>STORMSHIELD HARD COVER</b>              | OPTIONAL  | OPTIONAL  |
| <b>ROLLAWAY SPA COVER</b>                  | OPTIONAL  | OPTIONAL  |
| <b>ROLLAWAY SPA COVER STORAGE BRACKETS</b> | OPTIONAL  | OPTIONAL  |
| <b>HEAT RETENTION SYSTEM</b>               | YES   | YES   |
| <b>THERMALAX VENTS</b>                     | 2   | 2   |
| <b>AUXILIARY HEATER BYPASS LOOP</b>        | OPTIONAL  | OPTIONAL  |
| <b>THERMAL SHIELD INSULATION PACKAGE</b>   | YES   | YES   |
| <b>AQUA FITNESS PACKAGE</b>                | OPTIONAL  | OPTIONAL  |
| <b>FORM® SMART SWIM GOGGLES</b>            | OPTIONAL  | OPTIONAL  |
| <b>AQUA ROWING KIT</b>                     | OPTIONAL  | OPTIONAL  |
| <b>SWIMSYNC APP</b>                        | OPTIONAL  | OPTIONAL  |
| <b>ACRYLIC COLOURS</b>                     | ALPINE MIST, PURE WHITE, SILVER MARBLE                  | ALPINE MIST, PURE WHITE, SILVER MARBLE                  |
| <b>CABINET COLOURS</b>                     | DRIFTWOOD, MIDNIGHT, WALNUT                             | DRIFTWOOD, MIDNIGHT, WALNUT                             |

MODEL

# DUALSTREAM 19



SERIES

|  |   |  |
|--|---|--|
| <b>DIMENSIONS</b>                          | 226" X 93" X 52.75" / 574.04 CM X 236.22 CM                         | 226" X 93" X 52.75" / 574.04 CM X 236.22 CM  |
| <b>DRY WEIGHT</b>                          | 4,000 LBS / 1,815 KG  | 4,000 LBS / 1,815 KG   |
| <b>TOTAL FILLED WEIGHT</b>                 | 21,317 LBS / 9,672 KG   | 21,317 LBS / 9,672 KG  |
| <b>TOTAL FILLED VOLUME</b>                 | 2,076 US GAL. / 7,857 L   | 2,076 US GAL. / 7,857 L  |
| <b>PUMP 1</b>                              | SWIM 2 SPEED 3 HP (EU) / SWIM 2 SPEED 3 HP (NA)                     | SWIM 2 SPEED 3 HP (EU) / SWIM 2 SPEED 3 HP (NA)  |
| <b>PUMP 2</b>                              | SWIM 1 SPEED 4 HP (EU) / SWIM 1 SPEED 5 HP (NA)                     | SWIM 1 SPEED 4 HP (EU) / SWIM 1 SPEED 5 HP (NA)  |
| <b>PUMP 3</b>                              | -   | SWIM 1 SPEED 4 HP (EU) / SWIM 1 SPEED 5 HP (NA)  |
| <b>HOT TUB PUMP 1</b>                      | SPA 2 SPEED 3HP (EU) / SPA 2 SPEED 3HP (NA)                         | SPA 2 SPEED 3 HP (EU) / SPA 2 SPEED 3 HP (EU)  |
| <b>DUAL FILTRATION</b>                     | 2X 50 SQ FT. FILTERS / HOT TUB 1X 50 SQ FT                          | 2X 50 SQ FT. FILTERS / HOT TUB 1X 50 SQ FT   |
| <b>DUAL SKIMMERS</b>                       | 2X SKIMMERS   | 2X SKIMMERS  |
| <b>DUAL STRAINER RACKS</b>                 | 2X STRAINERS  | 2X STRAINERS   |
| <b>CLEARSTREAM WATER MANAGEMENT SYSTEM</b> | OPTIONAL - ON SWIM SPA SIDE ONLY, NOT AVAILABLE ON HOT TUB SIDE     | OPTIONAL - ON SWIM SPA SIDE ONLY, NOT AVAILABLE ON HOT TUB SIDE                                |
| <b>PROGRAMMABLE FILTRATION CYCLES</b>      | YES   | YES  |
| <b>ULTRA PURE OZONE SYSTEM</b>             | OPTIONAL  | OPTIONAL   |
| <b>HYDROTHERAPY SEATING CAPACITY</b>       | 4 PERSONS   | 4 PERSONS  |
| <b>PILLOWS</b>                             | 4   | 4  |
| <b>HIGH FLOW CORE STREAM SWIM JETS</b>     | 1   | 1  |
| <b>HIGH FLOW AQUASTREAM SWIM JETS</b>      | 2   | NO   |
| <b>HIGH PERFORMANCE AQUASTREAM JETS</b>    | NO  | 2  |
| <b>BACK THERAPY JETS</b>                   | 0   | 0  |
| <b>LEG THERAPY JETS</b>                    | 0   | 0  |
| <b>ADJUSTABLE THIGH JETS</b>               | 2   | 4  |
| <b>TOTAL THERAPY JETS</b>                  | 37 (2 SWIM SPA / 35 HOT TUB)  | 39 (4 SWIM SPA / 35 HOT TUB)   |
| <b>WAVE RIDER CONTROL SYSTEM</b>           | NO  | YES  |
| <b>SWIMFALL WATERFALLS</b>                 | 3   | 3  |
| <b>SWIMLIFE WATERFALL LIGHTING</b>         | 3   | 3  |
| <b>CORE STREAM JET LIGHTING</b>            | 1   | 1  |
| <b>UNDERWATER LED SAFETY LIGHTING</b>      | 3 (2 SWIM SPA / 1 HOT TUB)  | 3 (2 SWIM SPA / 1 HOT TUB)   |
| <b>GALAXY LIGHTING UPGRADE</b>             | OPTIONAL  | OPTIONAL   |
| <b>24" STEEL BAR (SWIM END)</b>            | YES   | YES  |
| <b>48" STEEL BAR (LEFT HAND SIDE)</b>      | OPTIONAL  | OPTIONAL   |
| <b>STAINLESS STEEL HEATER</b>              | (SWIM) 1X 4KW ((SPA) 1X 4KW (NA)<br>(SWIM) 1X 3KW (SPA) 1X 3KW (EU) | (SWIM) 1 X 5.5 KW, 1 X 4KW - (SPA) 1 X 4KW (NA)<br>(SWIM) 1 X 4KW, 1 X 3KW - SPA) 1 X 3KW (EU) |
| <b>ADDITIONAL HEATER</b>                   | OPTIONAL  | YES  |
| <b>NORTHERN HEAT SYNC BLANKET</b>          | YES   | YES  |
| <b>STORMSHIELD HARD COVER</b>              | OPTIONAL  | OPTIONAL   |
| <b>ROLLAWAY SPA COVER</b>                  | OPTIONAL  | OPTIONAL   |
| <b>ROLLAWAY SPA COVER STORAGE BRACKETS</b> | OPTIONAL  | OPTIONAL   |
| <b>HEAT RETENTION SYSTEM</b>               | YES   | YES  |
| <b>THERMALAX VENTS</b>                     | 2   | 2  |
| <b>AUXILIARY HEATER BYPASS LOOP</b>        | OPTIONAL  | OPTIONAL   |
| <b>THERMAL SHIELD INSULATION PACKAGE</b>   | YES   | YES  |
| <b>AQUA FITNESS PACKAGE</b>                | OPTIONAL  | OPTIONAL   |
| <b>FORM® SMART SWIM GOGGLES</b>            | OPTIONAL  | OPTIONAL   |
| <b>AQUA ROWING KIT</b>                     | OPTIONAL  | OPTIONAL   |
| <b>SWIMSYNC APP</b>                        | OPTIONAL  | OPTIONAL   |
| <b>ACRYLIC COLOURS</b>                     | ALPINE MIST, PURE WHITE, SILVER MARBLE                              | ALPINE MIST, PURE WHITE, SILVER MARBLE   |
| <b>CABINET COLOURS</b>                     | DRIFTWOOD, MIDNIGHT, WALNUT   | DRIFTWOOD, MIDNIGHT, WALNUT  |



# We Bring Life To The World.

At SwimLife™ we are determined to improve the lives of our customers worldwide with the promise of leading edge technology and offering a different approach to owning a SwimLife™ Swim spa.

We want to be seen as the brand spearheading innovations in swim spa technology, like our hydraulically balanced plumbing which ensures the correct water pressure to the hydrotherapy jets. Our WaveRider control offers the user finger tip control of the swim current from inside the swim area.

**SwimLife™ is in the swim spa business for life and the only way to ensure success is to produce, offer and innovate the highest quality swim spas possible.**

## SwimLife Retailers Can Be Found Around The World...

### USA Retailers:

Arizona  
California  
Colorado  
Florida  
Hawaii  
Ohio  
Michigan  
Minnesota  
Missouri  
Montana  
Nevada  
Oregon  
Utah  
Virginia  
Wisconsin

### Canadian Retailers:

Alberta  
British Columbia  
Manitoba  
Ontario  
Quebec  
Saskatchewan

### European Retailers:

Norway  
Benelux  
France  
Italy  
United Kingdom  
Sweden

### South American Retailers:

Brazil  
Chile





**SWIMLIFE**

**SWIMSPAS**

FOR AN EXTRAORDINARY LIFE

